

smartsheet ENGAGE /

Creating a World-Class
Smartsheet Environment



Margot Fahey
Senior Solutions Consultant,
Smartsheet







#SmartsheetENGAGE

Certain information set forth in this presentation may be “forward-looking information.” Except for statements of historical fact, information contained herein may constitute forward-looking statements. Forward-looking statements are not guarantees of future performance and undue reliance should not be placed on them. Such forward-looking statements necessarily involve known and unknown risks and uncertainties, many of which are and will be described in Smartsheet’s filings with the US Securities and Exchange Commission, and these risks and uncertainties may cause actual performance and financial results in future periods to differ materially from any projections of future performance or results expressed or implied by such forward-looking statements. Although forward-looking statements contained herein are based upon what Smartsheet management believes are reasonable assumptions, there can be no assurance that forward-looking statements will prove to be accurate, as actual results and future events could differ materially from those anticipated in such statements. Smartsheet undertakes no obligation to update forward-looking statements except as required by law.

Smartsheet is a registered trademark of Smartsheet Inc. The names and logos of actual companies and products used in this presentation are the trademarks of their respective owners and no endorsement or affiliation is implied by their use.

Overview

What to Expect in This Session

-  What is a world-class Smartsheet environment?
-  Customer examples
-  Demonstration
-  Preparation
-  Best practices recap
-  Up-level your Smartsheet skills



HOME



EXECUTIVE DASHBOARD



PROGRAMS



SUBMIT A REQUEST



CALENDAR



MY TASK LIST

GLOBAL PROGRAM MANAGEMENT

HOME

BACKGROUND

RESOURCES

EXECUTIVE DASHBOARD: Dashboard with all program portfolio metrics rolled up.

Project Intake

Smartsheet Solution Documentation

Smartsheet Center of Excellence

88%

9:53 AM

9/19/2018

Customer Examples



Construction



Publishing



Project Management



Global Events



Professional Services



Mergers & Acquisitions

Today's Scenario

Program Management Office (PMO), Creative Services

Pain points:

- Product launch delays
- High employee turnover
- Budget overspend



Reduce
cycle time

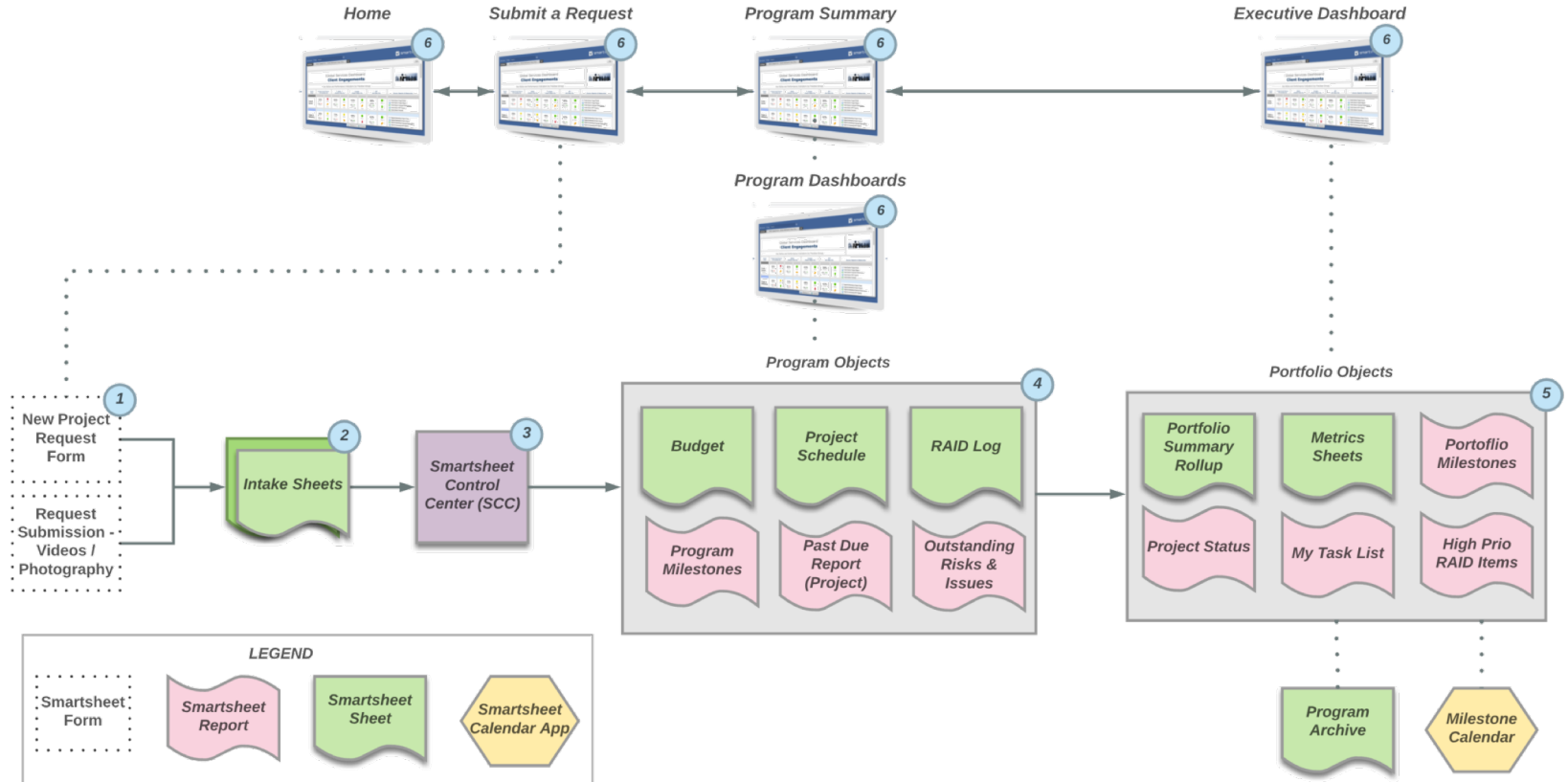


Improve
collaboration



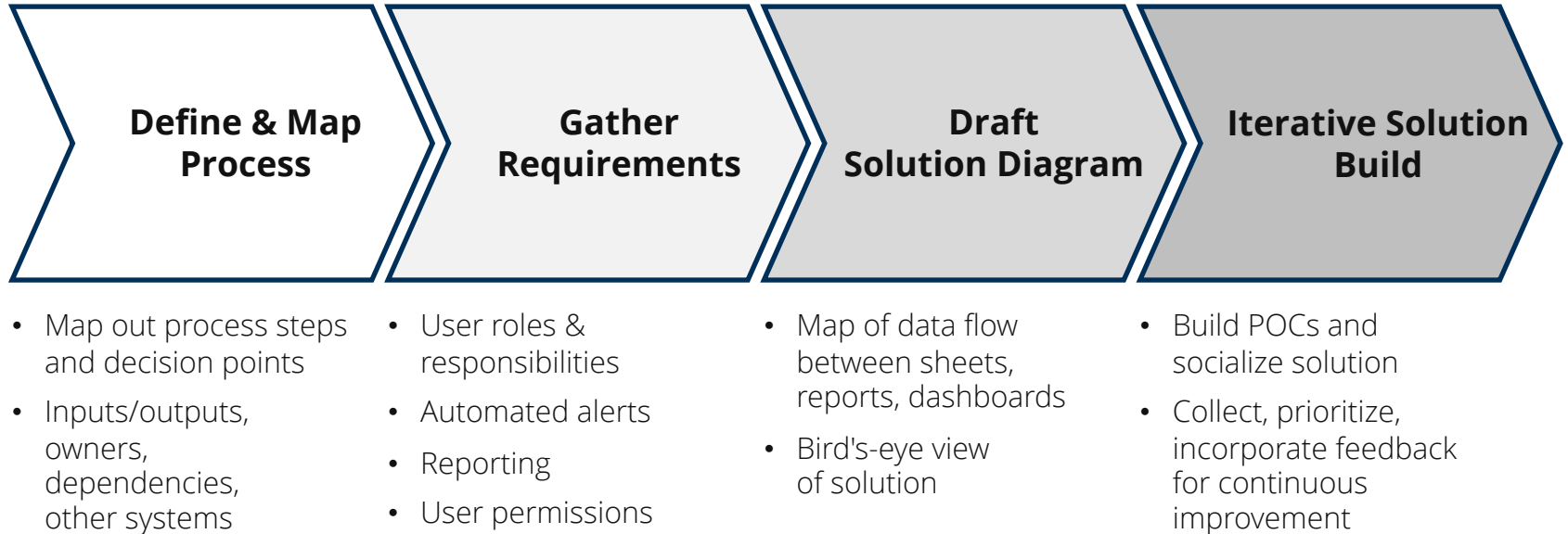
Single
platform

Today's Demo: Bird's Eye View

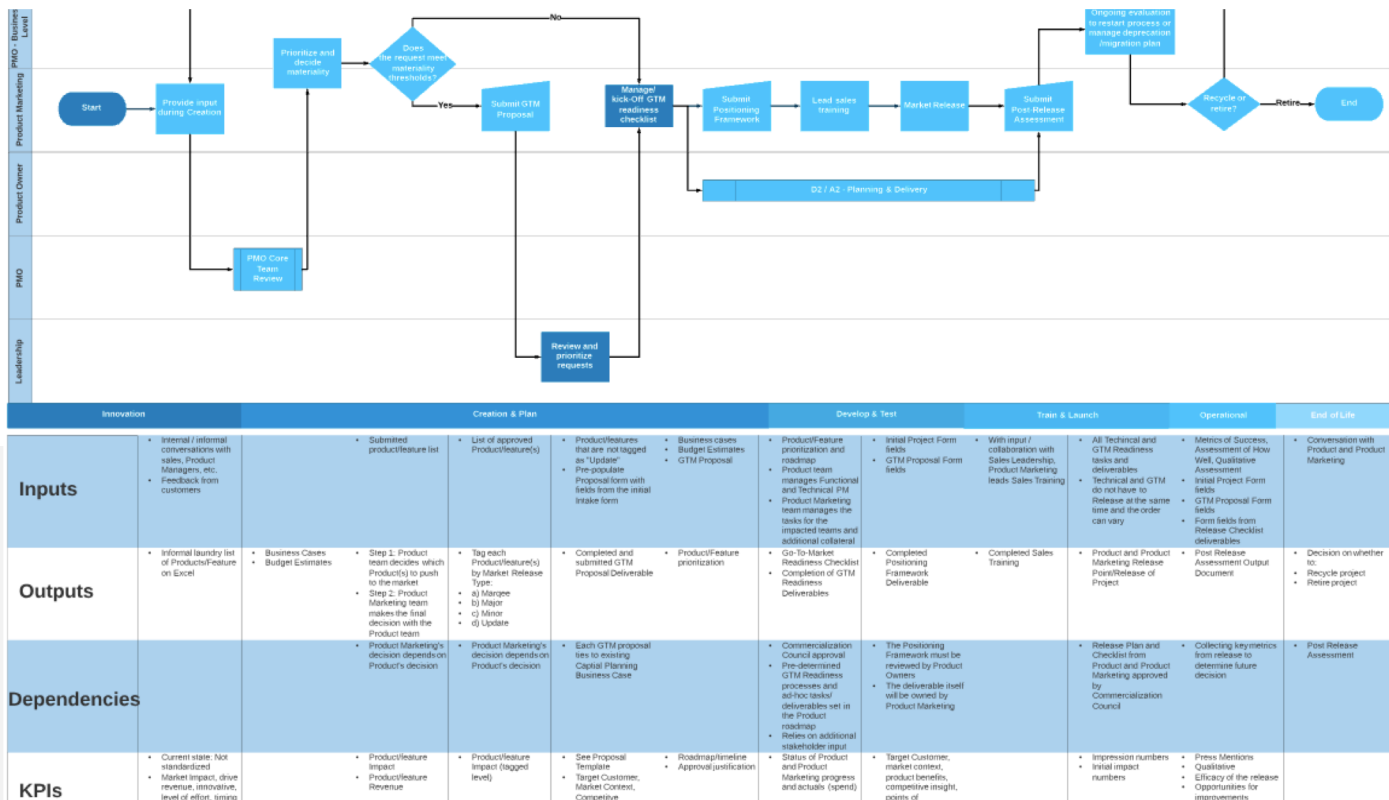


Smartsheet Demo ([link](#))

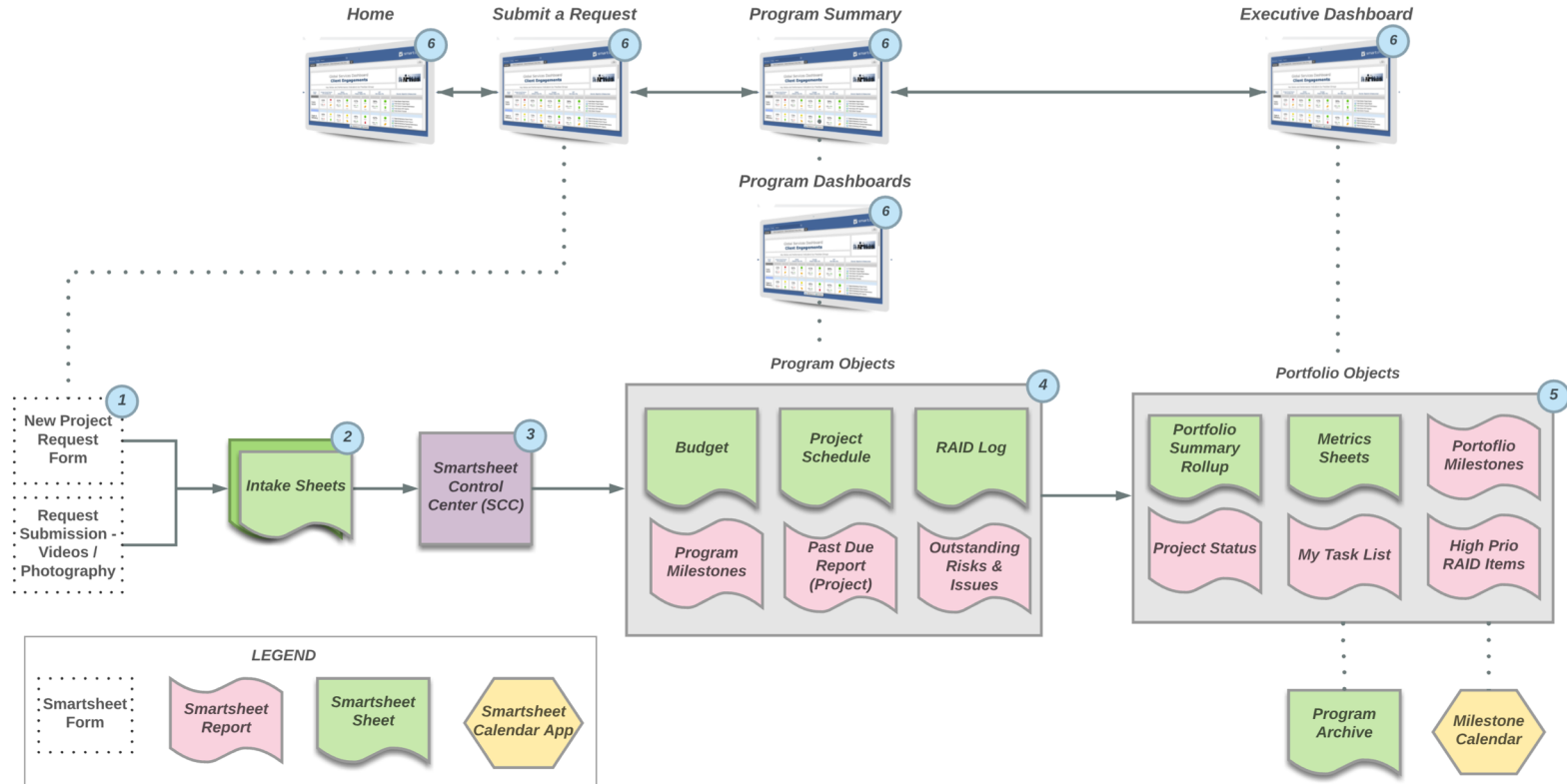
Preparation



Map Process



Draft Solution Diagram



Best Practices Recap

- Make it simple
- Design for user experience
- Think about scale and the future
- Standardize color scheme
- Only include data that is necessary and metrics that are actionable
- Ensure appropriate automated alerts – avoid overwhelming people
- Gather user feedback and make continuous improvements
- Nominate influential employees to be Smartsheet Champions

Up-Level Smartsheet Skills

Self-Learning

- Smartsheet Learning Center
- Center of Excellence
- Smartsheet certification

Consulting & Training

- Consulting engagement
- Remote & in-person training packages
- Smartsheet Accelerators



smartsheet ENGAGE / Q&A

#SmartsheetENGAGE

Don't forget to:

- Share your feedback in our survey in the ENGAGE app
- Stop by the consulting booth on the second floor near registration
- Visit the Innovation Center for hands-on learning, support, services, swag, and more



smartsheet ENGAGE /

#SmartsheetENGAGE